

IoT Enable Arduino Sensor for Real Time Monitoring of Vehicle Parameter

C.Ramesh Kumar 

Assistant Professorm Department of Mechanical Engineering
Sengunthar Engineering College (Autonomous), Tiruchengode, India

crameshkumar.mech@scteng.co.in

<https://orcid.org/0009-0001-6709-596X>

T.Jasvanth Prasanth, J.Karnan, S.Ragul

UG Students, Department of Mechanical Engineering

Sengunthar Engineering College (Autonomous), Tiruchengode, India

jasvanthprasanth@gmail.com, karnandevi7@gmail.com, ragul05731@gmail.com



Publication History

Manuscript Reference No: IJIRAE/RS/Vol.13/Issue03/AEMR26.MRAE10170

Research Article | Open Access | Double-Blind Peer-Reviewed| ArticleID:IJIRAE/RS/Vol.13/Issue03/AEMR26.MRAE10170

Received:22,February 2026, Revised: 01, March 2026, Accepted: 16,March 2026,Published Online: 25, March 2026.

<https://www.ijirae.com/volumes/Vol13/iss-03/89-AEMR26.MRAE10170.pdf>

Article Citation: Ramesh,Jasvanth,Karnan,Ragul(2026),IoT Enable Arduino Sensor for Real Time Monitoring of Vehicle Parameter,IJIRAE: International Journal of Innovative Research in Advanced Engineering, Volume 13, Issue 03 of 2026 pages 654-658 Doi-> <https://doi.org/10.26562/ijirae.2026.v1303.89> BibTeX Key: Ramesh@IoT

IJIRAE papers should be cited as IJIRAE (International Journal of Innovative Research in Advanced Engineering, AM Publications, India 2025, ISSN 2349-2163, <https://doi.org/10.26562/ijirae.2026.v1303.89> The journal's official abbreviation is IJIRAE. Orcid: <https://orcid.org/0009-0004-9398-7488>

About the License: Copyright©2026 copyright by the authors. This article is an open access and license under the terms and conditions of the Creative Commons Attribution (CC BY) license (<https://creativecommons.org/licenses/by/4.0/>).

Abstracts: The increasing demand for intelligent transportation systems has led to the development of smart vehicle monitoring technologies. Traditional vehicle monitoring methods rely mainly on manual inspection and onboard diagnostics which often fail to provide real-time monitoring and remote accessibility. The Internet of Things (IoT) offers a powerful solution by enabling devices and sensors to communicate and share data through the internet. This paper presents the design and implementation of an IoT-enabled vehicle monitoring system using Arduino and multiple sensors to monitor important vehicle parameters such as engine temperature fuel levelspeed and vibration. The system collects data through sensors connected to an Arduino microcontroller and transmits the data to a cloud platform using an IoT communication module. Users can monitor vehicle conditions remotely using a mobile device or web interface. The proposed system improves vehicle safety enables predictive maintenance and reduces operational costs. Experimental results show that the system successfully monitors vehicle parameters in real time and provides accurate data for vehicle analysis.

Keywords: Internet of Things (IoT) Arduino Vehicle Monitoring Sensors Real-Time Monitoring Smart Transportation

I. INTRODUCTION

The rapid advancement in transportation technologies has significantly increased the number of vehicles used worldwide. As vehicles become more complex monitoring their performance and condition becomes increasingly important. Proper monitoring of vehicle parameters such as engine temperature fuel level speed and vibration can help prevent unexpected failures and improve overall vehicle safety. Traditional vehicle monitoring systems mainly rely on onboard diagnostic tools or manual inspections performed during periodic maintenance. These systems often fail to provide real-time information about the vehicle's condition when it is operating. As a result potential problems may go unnoticed until they become severe leading to costly repairs or accidents. The Internet of Things (IoT) has emerged as a powerful technology that enables devices to connect and communicate through the internet. IoT technology allows sensors and embedded devices to collect and transmit data continuously. By integrating IoT with vehicle monitoring systems it becomes possible to monitor vehicle parameters in real time from remote locations. Arduino is a widely used open-source microcontroller platform that provides a simple and cost-effective solution for building IoT applications. When combined with sensors and communication modules such as Wi-Fi or GSM Arduino can be used to develop intelligent monitoring systems. This project proposes an IoT-enabled vehicle monitoring system that uses Arduino and multiple sensors to measure important vehicle parameters. The collected data is transmitted to a cloud platform where it can be accessed by users through mobile devices or web applications. This system helps vehicle owners and fleet managers monitor vehicle conditions continuously and detect faults at an early stage.

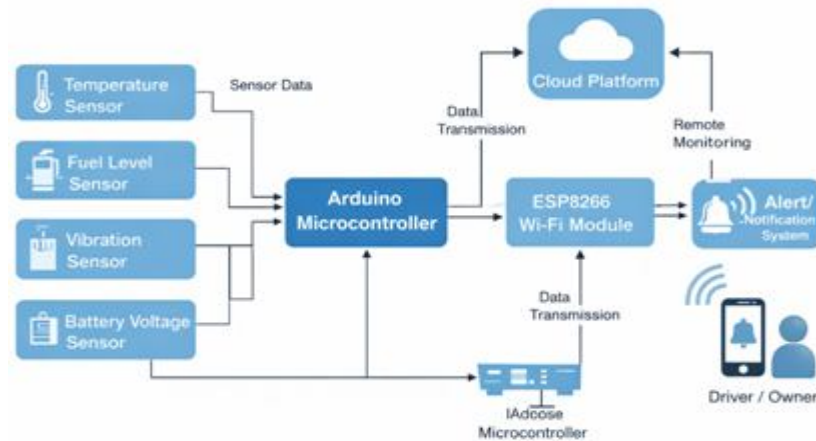
II. LITERATURE REVIEW

Several research studies have explored the use of IoT technologies for vehicle monitoring and intelligent transportation systems. Many researchers have proposed systems that use GPS and GSM modules to track vehicle location and send alerts during emergencies. Other studies have focused on monitoring vehicle performance using sensors connected to microcontrollers. One study developed a vehicle tracking and monitoring system using IoT that allows users to monitor vehicle location and speed through a mobile application. Another system used temperature sensors to monitor engine temperature and prevent overheating conditions.

Some researchers have integrated cloud computing with vehicle monitoring systems to store and analyze large amounts of sensor data. These systems enable predictive maintenance by identifying patterns that indicate potential vehicle failures. However many existing systems are expensive or require complex hardware configurations. The proposed system aims to provide a simple and cost-effective solution using Arduino and basic sensors for real-time vehicle monitoring.

III. WORKING METHODOLOGY

The proposed system uses sensors connected to an Arduino microcontroller to monitor important vehicle parameters in real time. Sensors such as temperature fuel level vibration and speed sensors continuously collect data from the vehicle. The Arduino processes the sensor data and converts it into digital values. The processed data is then transmitted to an IoT communication module such as a Wi-Fi or GSM module. This module sends the data to a cloud platform through the internet. The cloud platform stores and displays the vehicle parameters using dashboards and graphs. Users can monitor the vehicle condition remotely through a mobile or web application. If any parameter exceeds the predefined threshold the system generates an alert to notify the user.



1. Sensor Module

The sensor module contains multiple sensors that collect important vehicle parameters.

- **Temperature sensor:** The temperature sensor measures the engine temperature of the vehicle. It helps detect overheating conditions which may damage the engine.
- **Fuel Level Sensor:** This sensor measures the fuel level present in the vehicle fuel tank. It allows the driver to monitor fuel consumption and prevents sudden fuel depletion.
- **Vibration Sensor:** The vibration sensor detects abnormal vibrations in the engine or vehicle body. Excessive vibration may indicate mechanical faults or engine issues.
- **Battery Voltage Sensor:** The battery voltage sensor monitors the voltage level of the vehicle battery. This helps in identifying battery discharge or charging problems. These sensors continuously collect data and send signals to the Arduino microcontroller.

2. Arduino Microcontroller

The Arduino microcontroller acts as the central processing unit of the system. It receives data from all connected sensors and processes the information using embedded programming. The microcontroller converts analog signals from sensors into digital values and prepares the data for transmission.

3. ESP8266 Wi-Fi Communication Module

The ESP8266 module provides internet connectivity for the system. It connects the Arduino microcontroller to a Wi-Fi network and sends the processed sensor data to the cloud platform. This enables real-time data transmission from the vehicle to remote monitoring systems.

4. Cloud Platform

The cloud platform stores and processes the vehicle data received from the IoT device. Platforms such as ThingSpeak Blynk or Firebase can be used for this purpose. The cloud system organizes the data and displays it through graphs and dashboards for easy analysis.

5. Alert and Notification System

The system includes an alert mechanism that generates notifications when abnormal conditions are detected. For example:

- High engine temperature
- Low battery voltage
- Excessive vibration
- Low fuel level

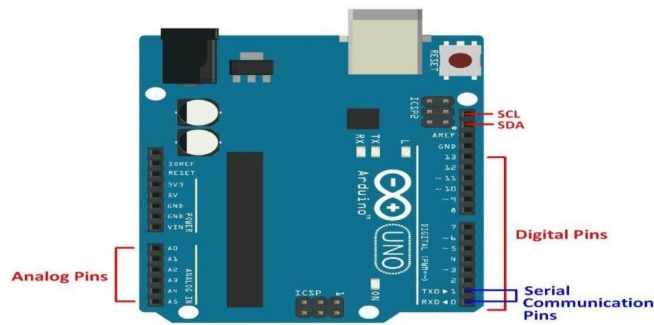
These alerts can be sent to the user through a mobile application or notification system.

6. Remote Monitoring Interface

The final component of the system is the remote monitoring interface. The vehicle owner or driver can access the system through a smartphone or computer. The interface displays real-time vehicle data allowing users to monitor the vehicle from any location.

IV. COMPONENTS

Hardware Components



A. ArduinoUno

Arduino Uno is the main microcontroller used in this project. It is responsible for collecting sensor data processing it and sending it to the IoT platform.

B. Temperature Sensor




A temperature sensor such as LM35 or DHT11 is used to measure engine temperature. Monitoring engine temperature helps detect overheating issues.

C. Fuel Level Sensor:




The fuel level sensor measures the amount of fuel present in the fuel tank. This information can help drivers monitor fuel consumption.

D. Vibration Sensor



A vibration sensor detects abnormal vibrations in the engine or vehicle structure which may indicate mechanical faults.

E. ESP8266 Wi-Fi Module:



The ESP8266 module provides internet connectivity for the system. It allows the Arduino to send sensor data to a cloud platform for remote monitoring.



F. Power Supply

A regulated power supply provides the necessary voltage to power the Arduino and sensors.

Software Components

- A. Arduino Programming:** The Arduino microcontroller is programmed using the Arduino Integrated Development Environment (IDE). The code reads sensor data and sends it to the cloud platform.
- B. IoT Cloud Platform:** The IoT platform stores and visualizes the collected data. Popular platforms include ThingSpeak, Blynk and Firebase.
- C. Data Transmission Process:** The ESP8266 module connects to a Wi-Fi network and sends sensor readings to the cloud server using HTTP or MQTT protocols.

V. WORKING PRINCIPLE

The proposed IoT-enabled vehicle monitoring system operates by collecting important vehicle parameters using sensors and transmitting the data to a cloud platform for real-time monitoring. The system mainly consists of sensors an Arduino microcontroller an IoT communication module and a cloud-based monitoring interface. Initially various sensors such as the temperature sensor fuel level sensor vibration sensor and battery voltage sensor are installed in the vehicle to monitor its operational conditions. These sensors continuously measure physical parameters such as engine temperature fuel level vibration intensity and battery voltage. The sensor outputs are connected to the Arduino microcontroller which acts as the central processing unit of the system. The Arduino reads the analog or digital signals generated by the sensors and converts them into digital data using its internal analog-to-digital converter (ADC). The microcontroller then processes this data and prepares it for transmission. After processing the sensor data the Arduino sends the information to the ESP8266 Wi-Fi module which provides internet connectivity to the system. The ESP8266 connects to a wireless network and transmits the collected data to an IoT cloud platform such as ThingSpeak or Blynk. The cloud platform stores the received data and presents it in graphical or tabular format. Users can access this data through a mobile application or web dashboard allowing them to monitor vehicle parameters remotely in real time. In addition the system includes an alert and notification mechanism. If any parameter exceeds its predefined safe threshold such as high engine temperature or low battery voltage the system generates a warning notification. This alert is sent to the vehicle owner or driver through the monitoring application. Thus the proposed system provides continuous monitoring of vehicle conditions early detection of faults and remote access to vehicle data. This helps improve vehicle safety reduce maintenance costs and enhance overall vehicle performance.

VI-RESULT AND DISCUSSION

The proposed IoT-enabled vehicle monitoring system was successfully implemented using an Arduino microcontroller multiple sensors and an ESP8266 Wi-Fi communication module. The system was tested under different conditions to evaluate its performance in monitoring vehicle parameters such as engine temperature fuel level vibration and battery voltage. During the testing phase the sensors continuously collected real-time data from the system and transmitted it to the Arduino microcontroller. The Arduino processed the sensor readings and sent the data to the cloud platform through the ESP8266 module using a wireless internet connection. The received data was stored on the cloud server and displayed through a web dashboard in graphical format. The temperature sensor accurately monitored the engine temperature and displayed the readings in real time. When the temperature value exceeded the predefined safe limit the system generated a warning alert on the monitoring interface. Similarly the fuel level sensor successfully measured the fuel quantity and provided continuous updates to the cloud platform. The vibration sensor was able to detect abnormal vibrations in the vehicle system. These readings can be used to identify potential mechanical faults in the engine or vehicle structure. The battery voltage sensor monitored the voltage level of the vehicle battery and helped identify low battery conditions. The data visualization on the IoT platform allowed users to monitor vehicle parameters remotely through a mobile device or computer. The graphical representation of sensor readings made it easier to Analyze the system performance and identify abnormal conditions quickly. The experimental results show that the proposed system provides reliable real-time monitoring of vehicle parameters. The integration of IoT technology enables remote access to vehicle data which improves vehicle safety and maintenance efficiency. Additionally the system is cost-effective and can be easily implemented in different types of vehicles. Overall the results demonstrate that the proposed IoT-based vehicle monitoring system is efficient reliable and suitable for real-time vehicle condition monitoring applications.

VII-APPLICATIONS

- A. Fleet Management:** The system can be used in fleet management to monitor multiple vehicles simultaneously. Fleet operators can track important parameters such as engine temperature fuel level and battery status in real time. This helps improve fleet performance and reduce operational costs.
- B. Vehicle Health Monitoring;** The system continuously monitors the health condition of the vehicle. Parameters such as vibration and engine temperature help detect mechanical faults early preventing major failures and reducing maintenance expenses.

- C. Smart Transportation Systems:** The proposed system can be integrated into smart transportation infrastructure to enhance road safety and vehicle monitoring. Real-time vehicle data can help improve traffic management and vehicle performance monitoring.
- D. Logistics and Delivery Vehicles:** Logistics companies can use this system to monitor the condition of delivery vehicles. Monitoring fuel levels and vehicle performance ensures efficient delivery operations and reduces downtime.
- E. Public Transportation Monitoring:** The system can be implemented in buses and other public transport vehicles to monitor operational conditions. This helps transport authorities ensure vehicle safety and reliability.
- F. Preventive Maintenance Systems:** The monitoring system provides continuous data that can be used for predictive or preventive maintenance. Early detection of abnormal parameters allows timely servicing and prevents unexpected breakdowns.

VIII- ADVANTAGE

- A. Real-Time Monitoring:** The system continuously monitors vehicle parameters such as temperature fuel level vibration and battery voltage in real time.
- B. Remote Access:** Using IoT technology vehicle data can be accessed remotely through a mobile application or web dashboard.
- C. Early Fault Detection:** The system helps detect abnormal conditions like engine overheating excessive vibration or low battery voltage at an early stage.
- D. Cost-Effective System:** The use of affordable components such as Arduino and ESP8266 makes the system economical and easy to implement.
- E. Improved Vehicle Safety:** Continuous monitoring helps prevent unexpected vehicle failures and improves overall safety.
- F. Easy Installation and Maintenance:** The system is simple to install and can be easily integrated into existing vehicles.
- G. Efficient Vehicle Management:** It helps vehicle owners and fleet managers track vehicle performance and maintenance requirements.

IX- CONCLUSION

This paper presented the design and implementation of an IoT-enabled Arduino-based vehicle monitoring system for real-time monitoring of important vehicle parameters. The proposed system integrates various sensors an Arduino microcontroller and an ESP8266 Wi-Fi communication module to collect and transmit vehicle data to a cloud platform. Parameters such as engine temperature fuel level vibration and battery voltage are continuously monitored to ensure safe and efficient vehicle operation. The experimental results demonstrate that the system successfully provides real-time data acquisition and remote monitoring capabilities. By using IoT technology the system enables users to access vehicle information through a web or mobile interface allowing timely detection of abnormal conditions and potential mechanical faults. This helps improve vehicle safety reduce maintenance costs and enhance overall operational efficiency. The proposed system is cost-effective easy to implement and suitable for a wide range of applications including fleet management logistics transportation and smart vehicle systems. With further improvements such as GPS integration advanced data analytics and mobile application development the system can be expanded into a comprehensive smart vehicle monitoring solution. In conclusion the developed IoT-based vehicle monitoring system provides an efficient and reliable method for real-time vehicle condition monitoring and represents a significant step toward intelligent transportation and smart automotive technologies.

REFERENCES

1. K.Ashton "That 'Internet of Things' Thing" RFID Journal vol. 22 no. 7 pp. 97–114 2009.
2. A.Kumar and R.Singh "IoT-Based Vehicle Monitoring System" in Proceedings of the IEEE International Conference on Smart Systems 2020 pp. 245–250.
3. M.Patel and J.Shah "Arduino-Based Smart Vehicle Monitoring System Using IoT" IEEE Access vol. 9 pp. 112345–112353 2021.
4. S.Sharma and P.Gupta "Real-Time Vehicle Monitoring Using IoT" in IEEE International Conference on Communication and Electronics Systems 2019 pp. 350–354.
5. A.Verma "Smart Vehicle Monitoring and Tracking System Using IoT" International Journal of Engineering Research and Technology vol. 8 no. 5 pp. 654–658 2019.
6. Arduino "Arduino Uno Technical Specifications" Available: <https://www.arduino.cc>
7. Espressif Systems "ESP8266 Wi-Fi Module Technical Reference Manual" 2020.
8. MathWorks "ThingSpeak IoT Analytics Platform Documentation" Available: <https://thingspeak.com>
9. R.Gupta and S.Jain "IoT-Based Smart Transportation System" IEEE Internet of Things Journal vol. 7 no. 6 pp. 4852–4860 2020.
10. P.Kumar and A.Singh "Vehicle Health Monitoring System Using Wireless Sensor Networks" International Journal of Computer Applications vol. 162 no. 3 pp. 12–16 2017.
11. Blynk Inc. "Blynk IoT Platform Documentation" Available: <https://blynk.io>
12. S.Madakam R.Ramaswamy and S. Tripathi "Internet of Things (IoT): A Literature Review" Journal of Computer and Communications vol. 3 no. 5 pp. 164–173 2015.